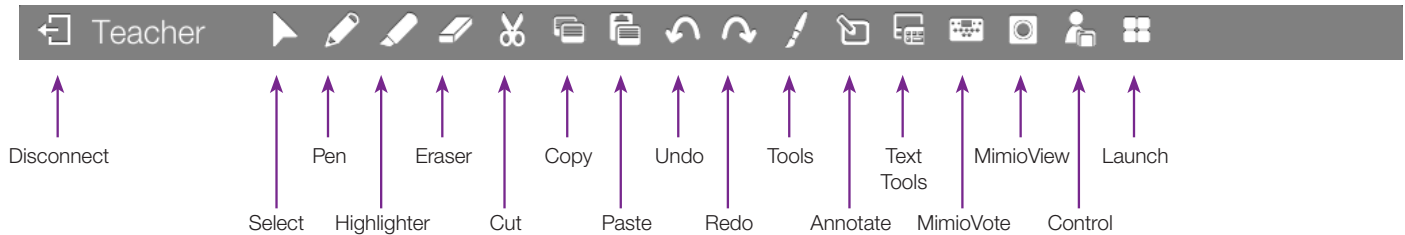
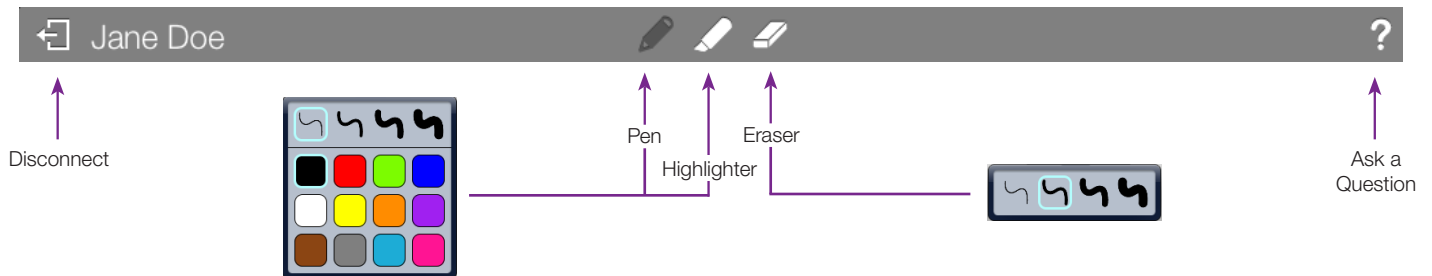


## Teacher Control



## Student Collaborate



## How to Pass Control

Control can be given to any student using a mobile device with the MimioMobile™ app or a MimioPad™ tablet. Click on the Control icon and select the student device you wish to transfer control to.

Take back control by tapping the available button on the teacher mobile device.

Give control to another student by clicking “Control” and choosing that student’s device.



**Control can also be accessed within MimioStudio™ software under Applications.**

**Note:** MimioStudio 10 software is required for use with MimioMobile app and MimioPad tablets. All mobile devices must be connected to the same Wi-Fi network as the teacher’s computer. Supported Devices: iPad 2 and higher, and iPad mini.

## Collaborate

Up to nine mobile devices, MimioPad tablets, or a combination of each can be connected at once. All will be able to independently use their own whiteboard space, and all Collaborate sessions will be displayed at the front of the classroom.

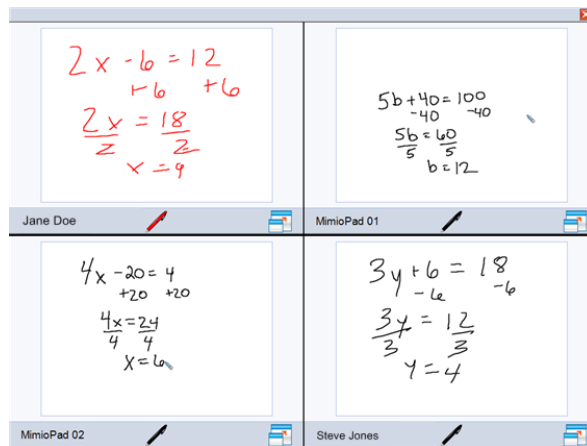


The Collaborate feature can also be accessed within MimioStudio software under Applications.



Launch

Collaborate



## Assessment

You can get real-time assessment with the MimioStudio Quick Vote feature using mobile devices with the MimioMobile app, the MimioVote assessment, or a combination of both.

Teacher-Led and Self-Paced Assessment modes are available using the standard MimioVote toolbar at the bottom of the screen. Note that the toolbar must first be enabled.



The Quick Vote tool can also be accessed within MimioStudio software under Applications.

MimioVote / Quick Vote



Select Class

Class Manager

Start Polling

Results

Timer

Number of Respondents

Questions

MimioVote Settings